



Decodable Readers
Australia

s a t p i n m d
g o c k c k e u r

Student Book

Level Two

Name



s a t p i n m d
g o c k c k e u r

Level Two Characters




Nat




Pat



Nan



Nip



Ann



Stan



Eric



Pam



Gus



Dan



Rick



Kim

Identify words with the beginning sound /m/ and letter formation





Say the sound.

m




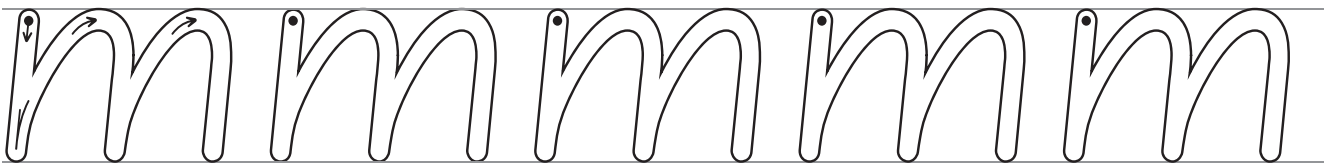
Circle the word that starts with the sound /m/



Say the sound.



Write it.



Identify words with the beginning sound /d/ and letter formation





Say the sound.

d




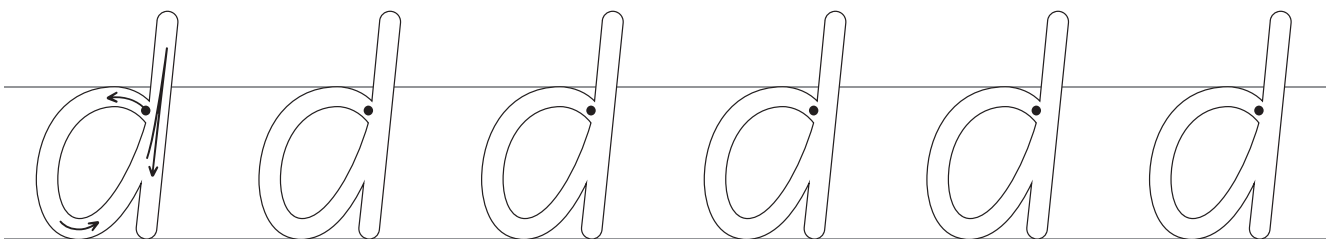
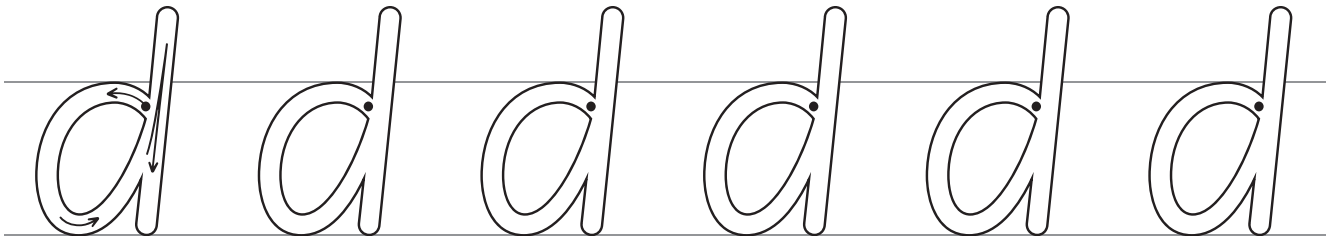
Circle the word that starts with the sound /d/



Say the sound.



Write it.



Identify words with the beginning sound /g/ and letter formation

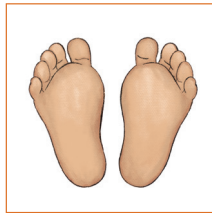


Say the sound.

g



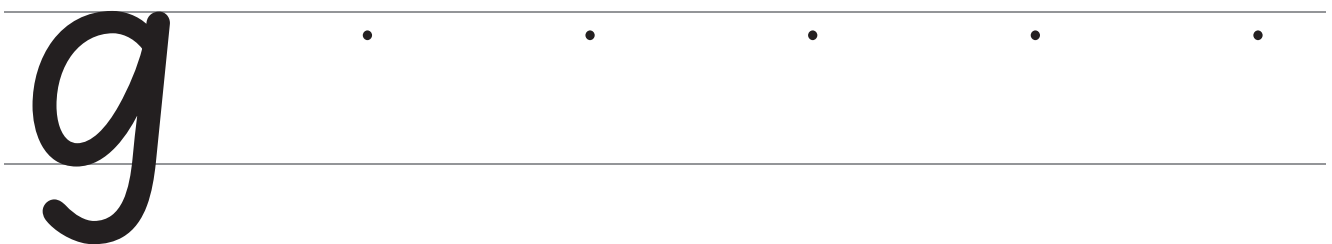
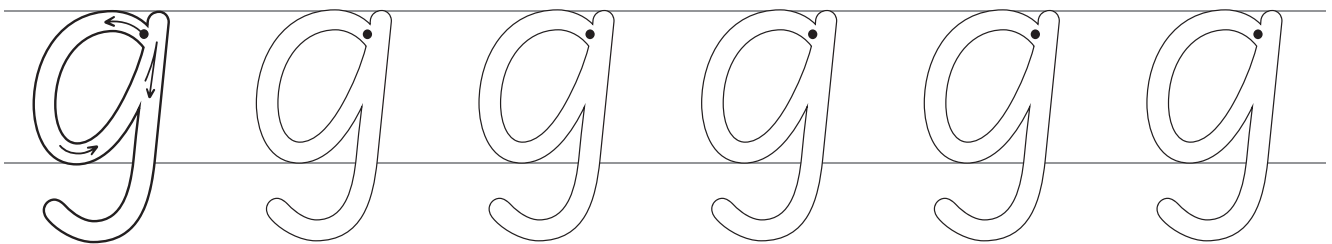

Circle the word that starts with the sound /g/



Say the sound.



Write it.





Say the sound.

r



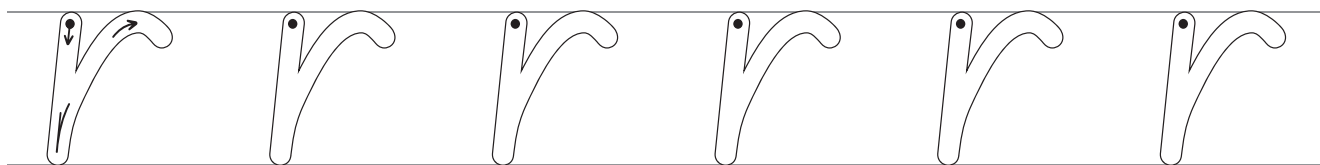
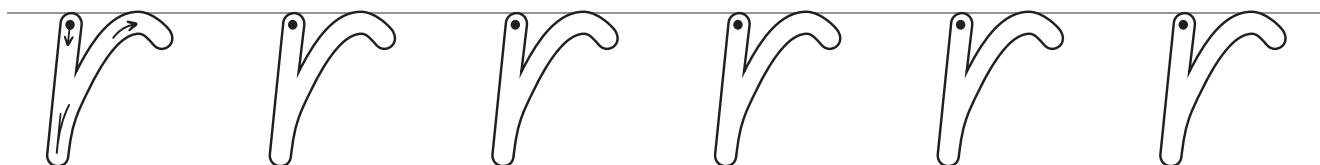
Circle the word that starts with the sound /r/



Say the sound.



Write it.




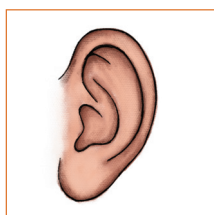


Say the sound.

C




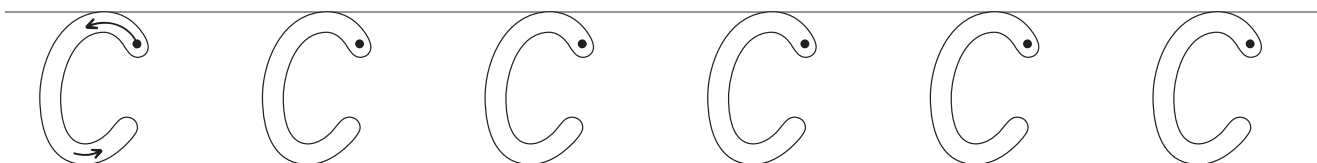
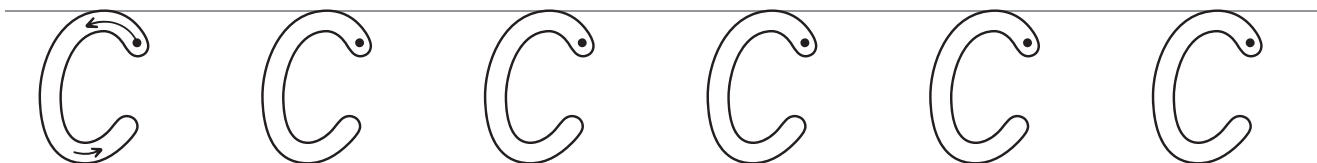
Circle the word that starts with the sound /c/



Say the sound.



Write it.



Identify words with the beginning sound /k/ and letter formation





Say the sound.



k



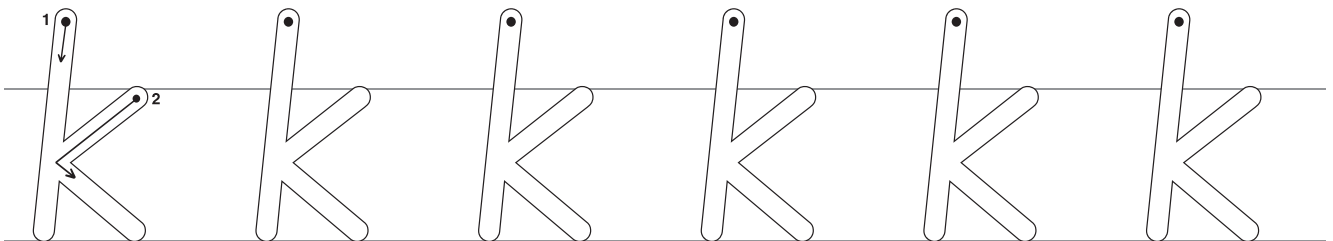
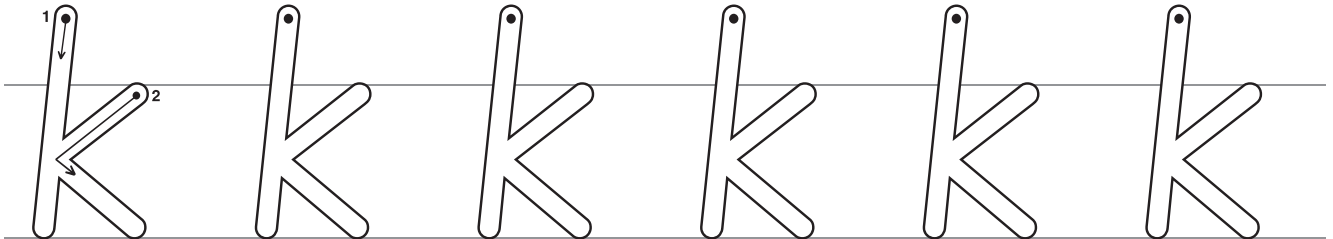
Circle the word that starts with the sound /k/



Say the sound.



Write it.



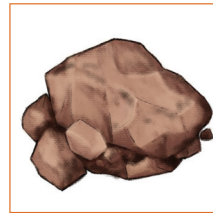



Say the sound.

ck



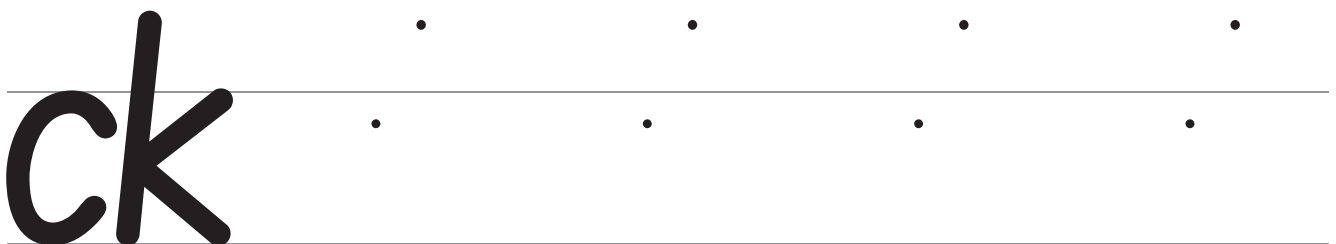
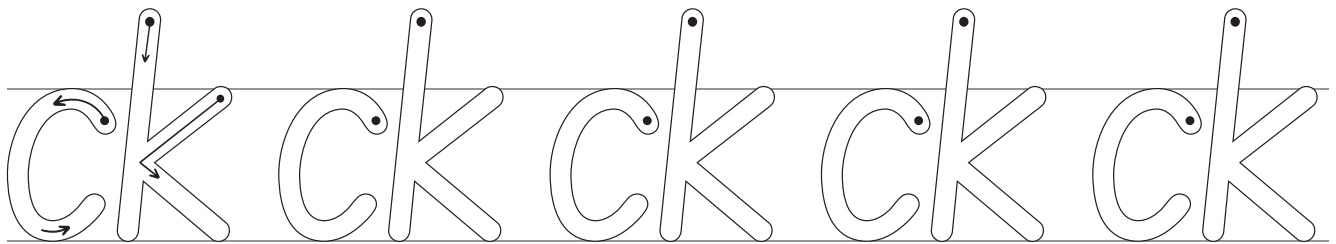
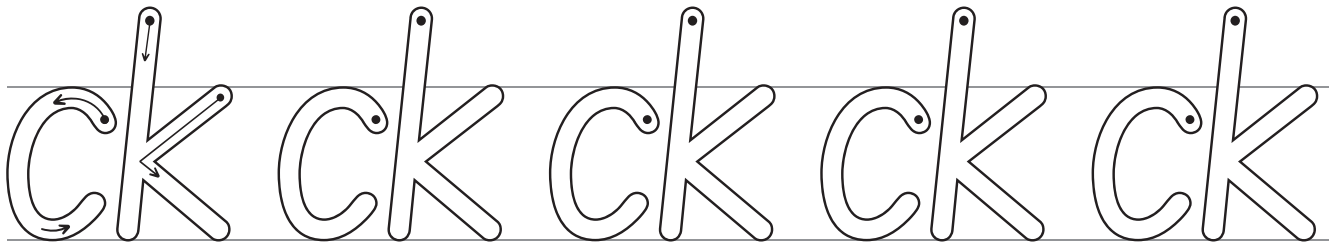
Circle the word that *ends* with the sound /ck/



Say the sound.



Write it.



Identify words with the beginning sound /o/ and letter formation




Say the sound.

O



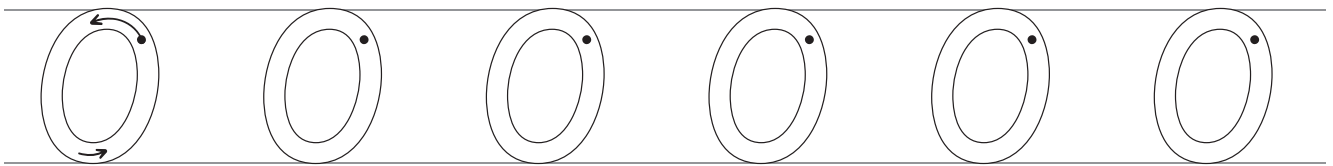
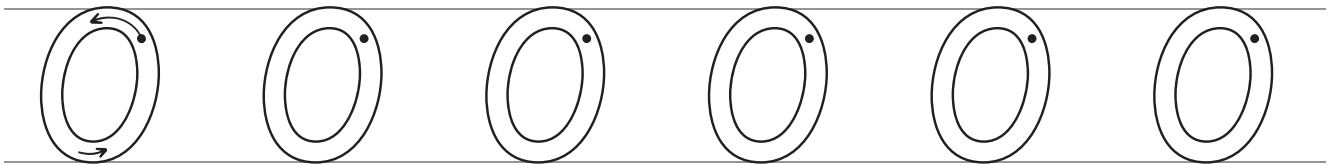
Circle the word that starts with the sound /o/



Say the sound.



Write it.



Identify words with the beginning sound /e/ and letter formation




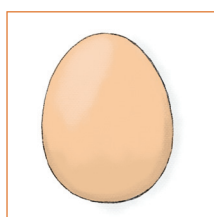


Say the sound.

e




Circle the word that starts with the sound /e/



Say the sound.



Write it.






Say the sound.

u



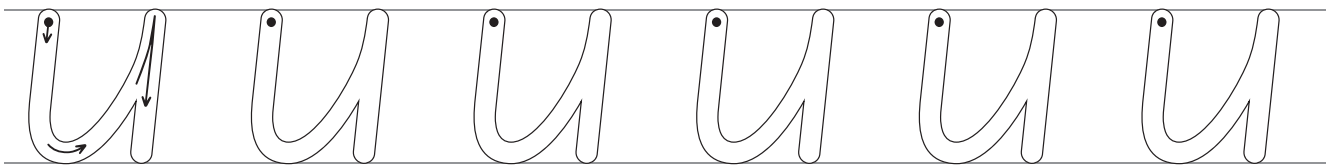
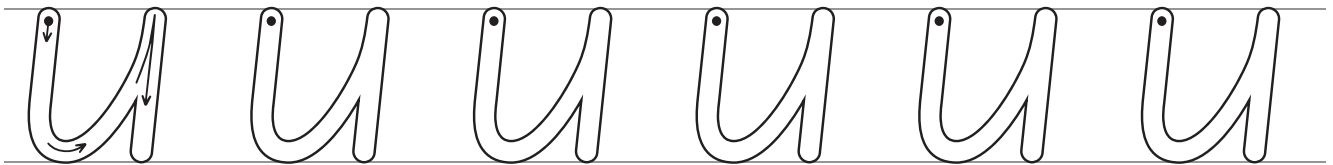
Circle the word that starts with the sound /u/



Say the sound.



Write it.

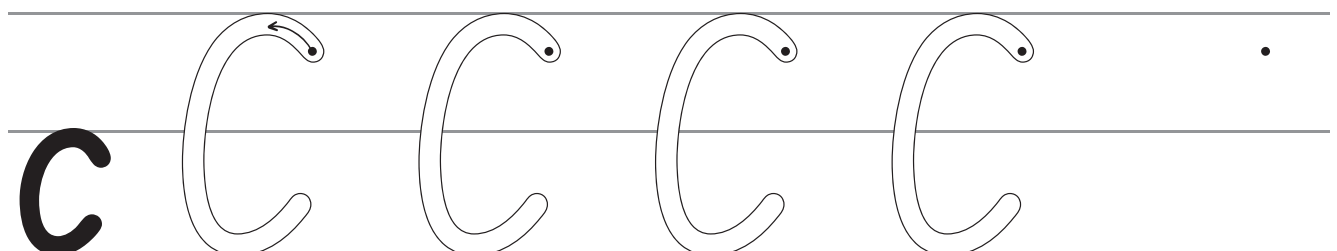


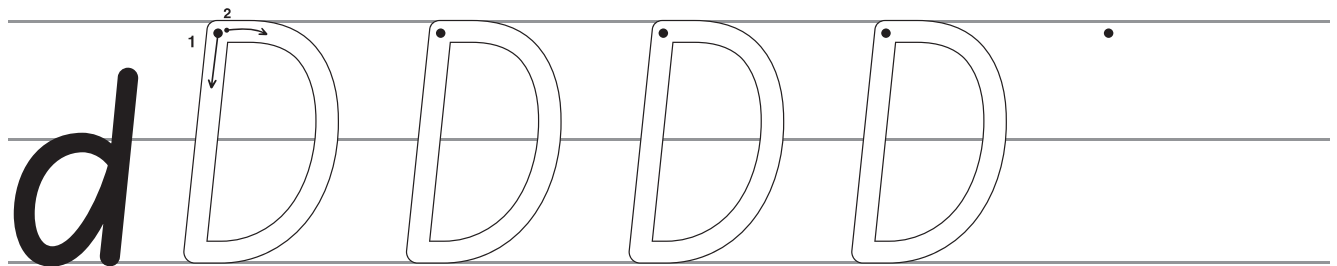
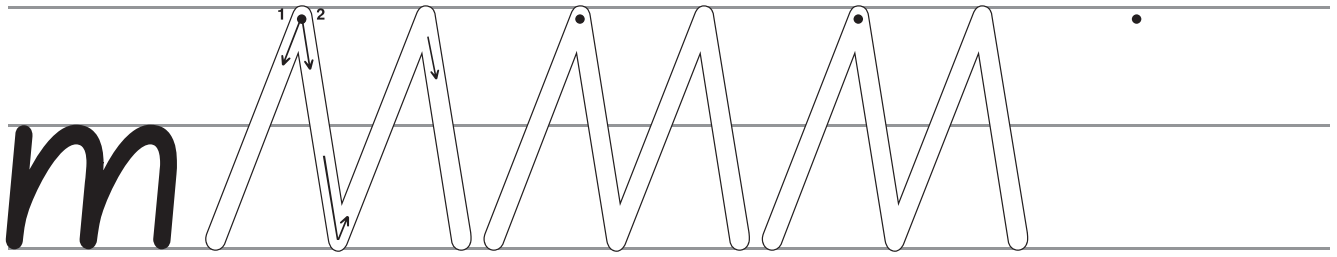




Say the sound.



Write it.





Say the sound.



Write it.



Handwriting practice row for the letter 'k'. It features a solid black lowercase 'k' on the left. To its right are four hollow uppercase 'K's for tracing. The first 'K' has numbered arrows: '1' with a downward arrow on the vertical stem, and '2' with two arrows pointing outwards from the top of the stem to the diagonal arms. A small black dot is positioned on the top line of the handwriting grid to the right of the last 'K'.

Handwriting practice row for the letter 'o'. It features a solid black lowercase 'o' on the left. To its right are four hollow uppercase 'O's for tracing. The first 'O' has curved arrows indicating a counter-clockwise circular path. A small black dot is positioned on the top line of the handwriting grid to the right of the last 'O'.

Handwriting practice row for the letter 'e'. It features a solid black lowercase 'e' on the left. To its right are four hollow uppercase 'E's for tracing. The first 'E' has numbered arrows: '1' with a downward arrow on the vertical stem, '2' with a rightward arrow on the top horizontal bar, and '3' with a rightward arrow on the middle horizontal bar. A small black dot is positioned on the top line of the handwriting grid to the right of the last 'E'.

Handwriting practice row for the letter 'u'. It features a solid black lowercase 'u' on the left. To its right are four hollow uppercase 'U's for tracing. The first 'U' has numbered arrows: '1' with a downward arrow on the vertical stem, and a curved arrow at the bottom indicating the path of the curve. A small black dot is positioned on the top line of the handwriting grid to the right of the last 'U'.



Say the sound.



Write it.

m

d

g



Say the word and its sounds.



Write the missing letter to complete the word.




Blend the sounds to read the word.



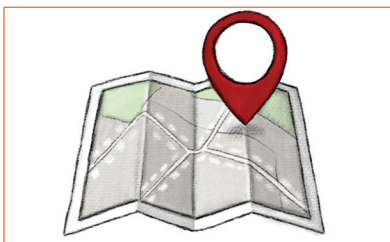
o p




m a




r u



a p



u m



o g



Say the sound.



Write it.

m

d

g



Say the word and its sounds.



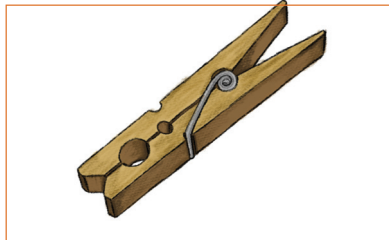
Write the missing letter to complete the word.



Blend the sounds to read the word.



P a



p e



p i



u g



m u



i g



Say the sound.



Write it.

m

d

g



Say the word and its sounds.




Write the missing letter to complete the word.



Blend the sounds to read the word.




u m



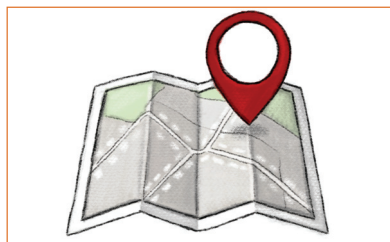
m a




o p



p i



a p



o g



Say the sound.



Write it.

r

c

k

ck



Say the word and its sounds.



Write the missing letters to complete the word.



Blend the sounds to read the word.



r o



a t



i ck



a t



a ck



a p



Say the sound.



Write it.

r

c

k

ck



Say the word and its sounds.



Write the missing letters to complete the word.



Blend the sounds to read the word.




o ck




s o




u p



u g



d u



i ss



Say the sound.



Write it.

r

c

k

ck



Say the word and its sounds.



Write the missing letters to complete the word.




Blend the sounds to read the word.




s o



i ck



a t



u g



a p



a t



Say the sound.



Write it.

o

e

u



Say the word and its sounds.




Write the missing letter to complete the word.



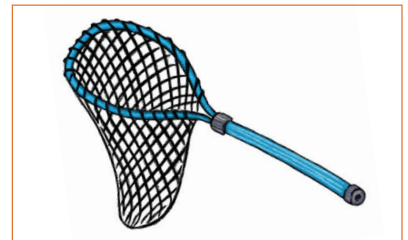
Blend the sounds to read the word.




d g



r g



n t



s n



r d



m p



Say the sound.



Write it.

o

e

u



Say the word and its sounds.




Write the missing letter to complete the word.



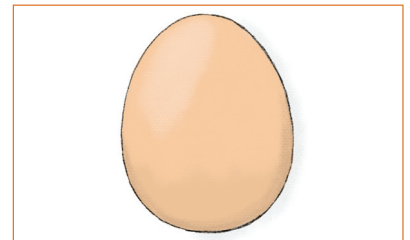
Blend the sounds to read the word.



c _ p



p _ t



_ gg



r ck



n st



m d



Say the sound.



Write it.

o

e

u




Say the word and its sounds.



Write the missing letter to complete the word.



Blend the sounds to read the word.



s

n



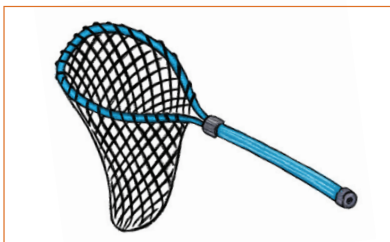
r

d



c

p



n

t



m

p



d

g



Say the sound.



Write it.

m

d

g

r

c



Say the word and its sounds.




Write the missing letters to complete the word.




Blend the sounds to read the word.



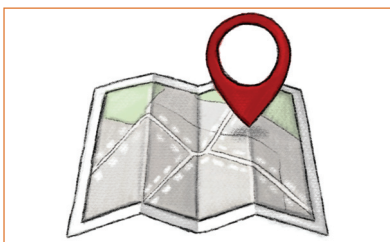
a



o



u



p



p



t



Say the sound.



Write it.

k

ck

o

e

u



Say the word and its sounds.



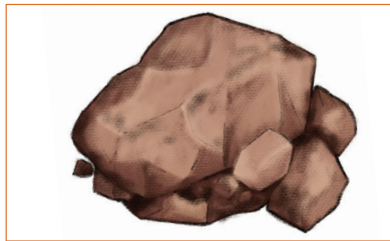
Write the missing letters to complete the word.



Blend the sounds to read the word.



i



r




d



d



p



s



Say the sound.



Write it.

d

c

m

r

g



Say the word and its sounds.



Write the missing letters to complete the word.



Blend the sounds to read the word.



u




u




p



a



p



g



Say the sound.



Write it.

e

o

u

k

ck



Say the word and its sounds.




Write the missing letters to complete the word.



Blend the sounds to read the word.



s




d



s



p



ss



n

s

t



Say the sound.



Write it.

e

d

g

r

k




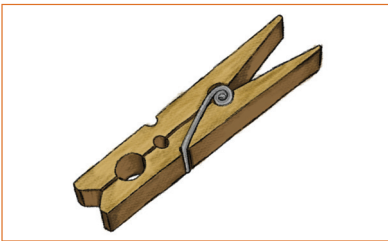
Say the word and its sounds.



Write the missing letters to complete the word.



Blend the sounds to read the word.





Say the sound.



Write it.

o

u

c

m

ck




Say the word and its sounds.



Write the missing letters to complete the word.



Blend the sounds to read the word.





m d g r c k ck o e u




Say the word and its sounds.



Write the missing letters to complete the word.



Blend the sounds to read the word.



p n

p s

t r



c a

E i

s t




Read the Sentence.



Draw the picture.

The pig is stuck in the mud.





m d g r c k c k o e u



Say the word and its sounds.




Write the missing letters to complete the word.



Blend the sounds to read the word.



a n



p s



n



s n



s s



s s t n




Read the Sentence.



Draw the picture.

Eric's socks
stink.





m d g r c k ck o e u




Say the word and its sounds.



Write the missing letters to complete the word.




Blend the sounds to read the word.



s t

t s

s p



a p

s i

d s




Read the Sentence.



Draw the picture.

Pat is stuck
in the net.





m d g r c k c k o e u



Blend the sounds to read the words.



Write the missing letters to complete the words.



Read the completed sentence.



Gus is at the
p _ n _ with his
r _ _ net.



Dan can _ ap
in a _ ap.



Nat gets Nan a
r _ g. Nat t _ _ s
Nan in.



m d g r c k c k o e u



Blend the sounds
to read the words.



Write the missing letters
to complete the words.



Read the completed
sentence.



Nat's m g
has a s n
on it.



The punk has a
d ss and pink
s ck.



Pam gets a n t
and p ck it in
her s ck.



m d g r c k c k o e u



Blend the sounds
to read the words.



Write the missing letters
to complete the words.



Read the completed
sentence.



The n t rips
and Pat is
not s t .



Nan gets Dan to
s t and snack
on the s n g .



A mess! Nan is
a at Dom
the d g.



Write your own sentence for the picture.









Write your own sentence for the picture.







Words I can read

gum	net	map	rat
sun	cat	rug	dog
map	rock	sack	kick
stick	pond	tugs	truck
pecks	pegs	ducks	ramp
crack	socks	snags	stinks

Can identify the sounds these letters represent

m	g	d	c	r
e	ck	o	u	k
R	U	K	C	O
M	D	G	E	

Can read cvc words that include Level 2 sounds.

Can read ccvc / cvcc words that include Level 2 sounds.

Orally segments and then writes cvc, ccvc and cvcc words.

Can read simple sentences that have words containing Level 2 sounds.

Can write simple sentences and use Level 2 sounds accurately within words.

Comments: _____

Teacher: _____

Workbook Answers

Page 3	= / m /	mouse,	mouth,	moon		
Page 4	= / d /	dinosaur,	dog,	donut		
Page 5	= / g /	girl,	garden,	glasses		
Page 6	= / r /	robot,	ribbon,	run		
Page 7	= / c /	car,	cat,	cake		
Page 8	= / k /	kiss,	kite,	king		
Page 9	= / ck /	duck,	tick,	rock		
Page 10	= / o /	octopus,	orange,	olive		
Page 11	= / e /	egg,	elephant,	envelope		
Page 12	= / u /	upset,	umbrella,	underneath		
Page 15	= mop,	mad,	rug,	map,	gum,	dog
Page 16	= Pam,	peg,	pig,	mug,	mud,	dig
Page 17	= gum,	mad,	mop,	pig,	map,	dog
Page 18	= rock,	cat,	kick,	rat,	sack,	cap
Page 19	= rock,	sock,	cup,	rug,	duck,	kiss
Page 20	= sock,	kick,	cat,	rug,	cap,	rat
Page 21	= dog,	rug,	net,	sun,	red,	mop
Page 22	= cup,	pot,	egg,	rock,	nest,	mud
Page 23	= sun,	red,	cup,	net,	mop,	dog
Page 24	= cat,	dog,	rug,	map,	mop,	rat
Page 25	= kick,	rock,	red,	mud,	mop,	sun
Page 26	= mud,	gum,	cup,	can,	rip,	rug
Page 27	= sack,	duck,	sock,	peg,	kiss,	nest
Page 28	= peg,	egg,	kiss,	rock,	dog,	dig
Page 29	= gum,	can,	mop,	rock,	sock,	mud
Page 30	= pond,	pecks,	truck,	crack,	Eric,	stuck
Page 31	= cans,	pegs,	nest,	snags,	socks,	stinks
Page 32	= stuck,	tugs,	stop,	ramp,	stick,	ducks
Page 33	= pond, red		rap, cap		rug, tucks	
Page 34	= mug, sun		dress, socks		net, packs	
Page 35	= net, stuck		sit, snags		mad, dog	




Decodable Readers Australia

Decodable Readers Australia's workbooks align to our decodable reader sets, resources and interactive online library.



www.decodablereadersaustralia.com.au