



Decodable Readers  
*Australia*

s a t p i n m d  
g o c k c k e u r

# *Student Book*

*Level Two*

*Name*



s a t p i n m d  
g o c k c k e u r

# Level Two Characters




Nat




Pat



Nan



Nip



Ann



Stan



Eric



Pam



Gus



Dan



Rick



Kim

Identify words with the beginning sound /m/ and letter formation





Say the sound.

m




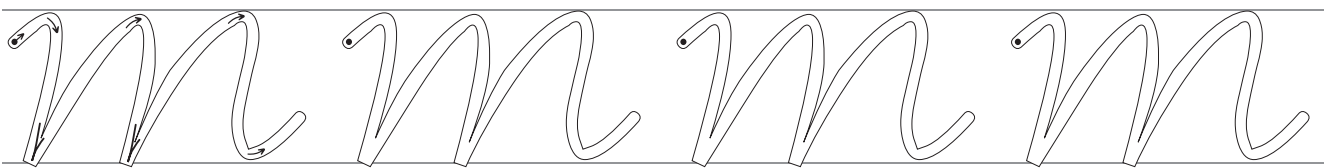
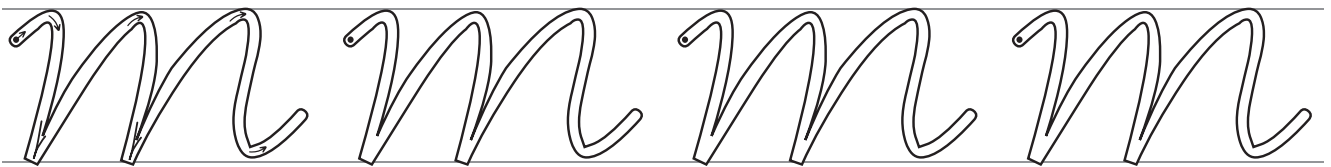
Circle the word that starts with the sound /m/



Say the sound.



Write it.



Identify words with the beginning sound /d/ and letter formation





Say the sound.

d



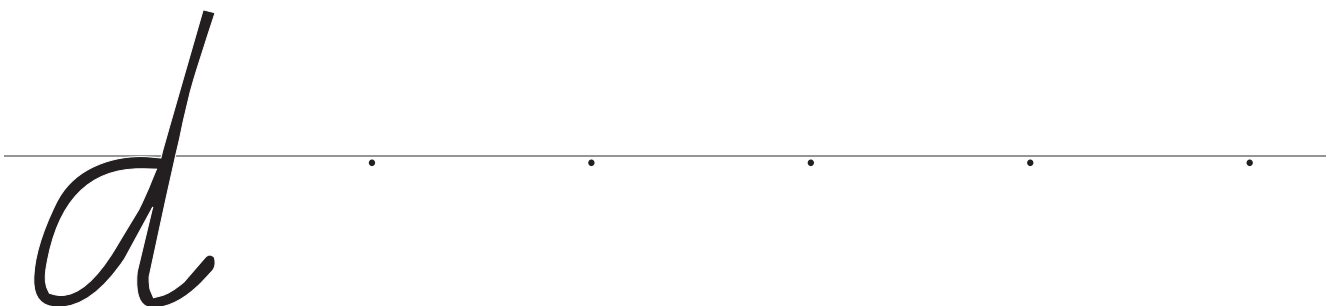


Circle the word that starts with the sound /d/



Say the sound.



Write it.




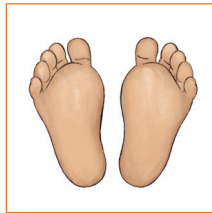


Say the sound.

g



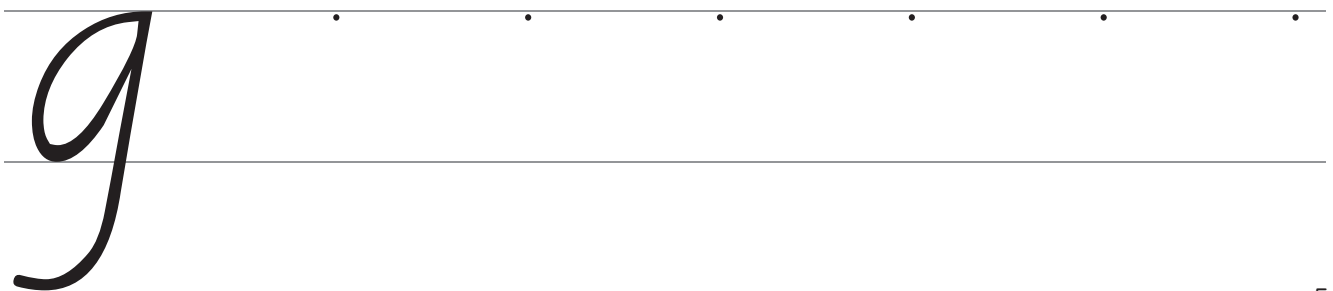
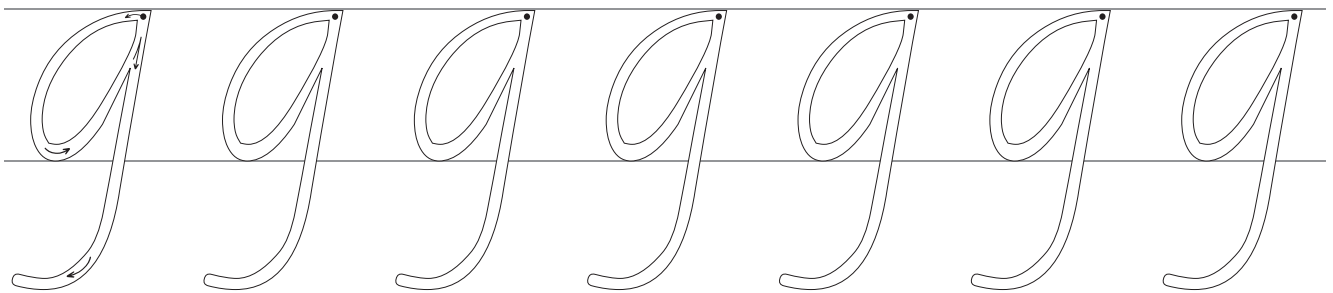

Circle the word that starts with the sound /g/



Say the sound.



Write it.



Identify words with the beginning sound /r/ and letter formation




Say the sound.

r




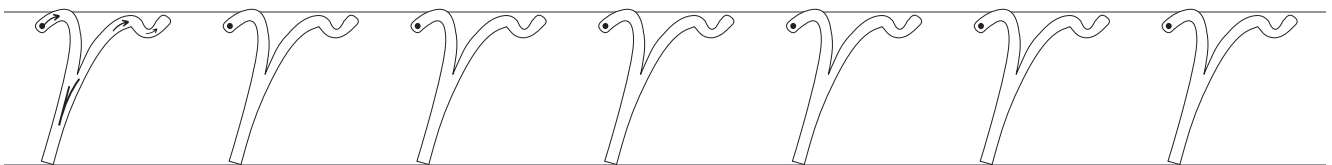
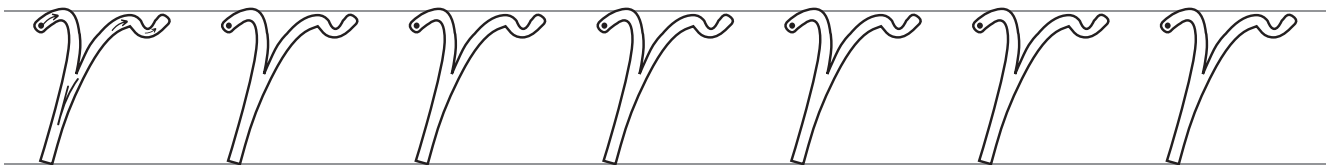
Circle the word that starts with the sound /r/



Say the sound.



Write it.



Identify words with the beginning sound /c/ and letter formation


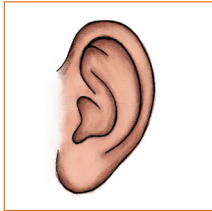


Say the sound.

C




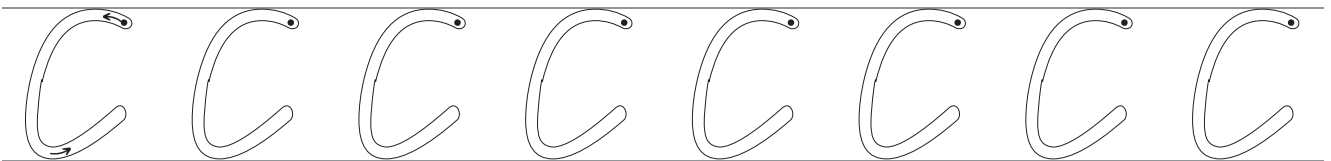
Circle the word that starts with the sound /c/



Say the sound.



Write it.



Identify words with the beginning sound /k/ and letter formation

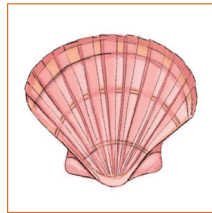


Say the sound.

k




Circle the word that starts with the sound /k/



Say the sound.



Write it.





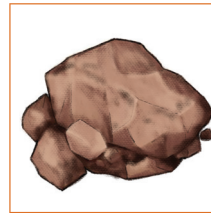



Say the sound.

# ck



Circle the word that **ends** with the sound /ck/



Say the sound.



Write it.

ck ck ck ck

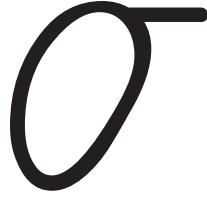
ck ck ck ck

ck . . .


Identify words with the beginning sound /o/ and letter formation



Say the sound.




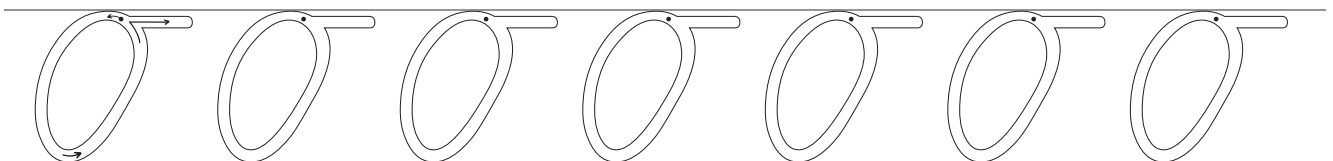
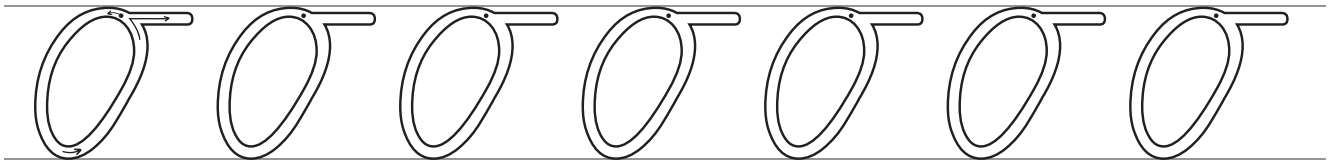
Circle the word that starts with the sound /o/



Say the sound.



Write it.



Identify words with the beginning sound /e/ and letter formation







Say the sound.

e




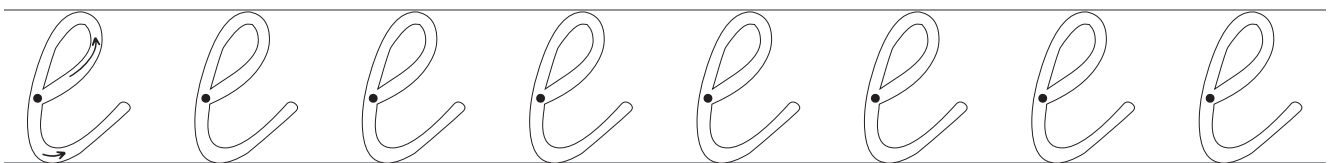
Circle the word that starts with the sound /e/



Say the sound.



Write it.






Say the sound.

u



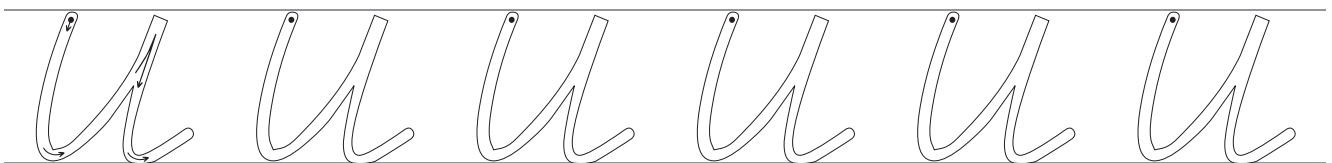

Circle the word that starts with the sound /u/



Say the sound.



Write it.





Say the sound.



Write it.

Handwriting practice row for the letter 'm'. It features a cursive 'm' followed by three outlined 'm's for tracing. The first outlined 'm' has arrows and numbers 1 and 2 indicating the stroke order: 1 is a downward stroke on the left, and 2 is a downward stroke on the right. A dot on the top line indicates the starting point for the next letter.

Handwriting practice row for the letter 'd'. It features a cursive 'd' followed by three outlined 'd's for tracing. The first outlined 'd' has arrows and numbers 1 and 2 indicating the stroke order: 1 is a downward vertical stroke, and 2 is a counter-clockwise curve. A dot on the top line indicates the starting point for the next letter.

Handwriting practice row for the letter 'g'. It features a cursive 'g' followed by four outlined 'g's for tracing. Each outlined 'g' has a dot on the top line indicating the starting point.

Handwriting practice row for the letter 'r'. It features a cursive 'r' followed by five outlined 'r's for tracing. The first outlined 'r' has arrows and numbers 1 and 2 indicating the stroke order: 1 is a downward vertical stroke, and 2 is a counter-clockwise curve. A dot on the top line indicates the starting point for the next letter.

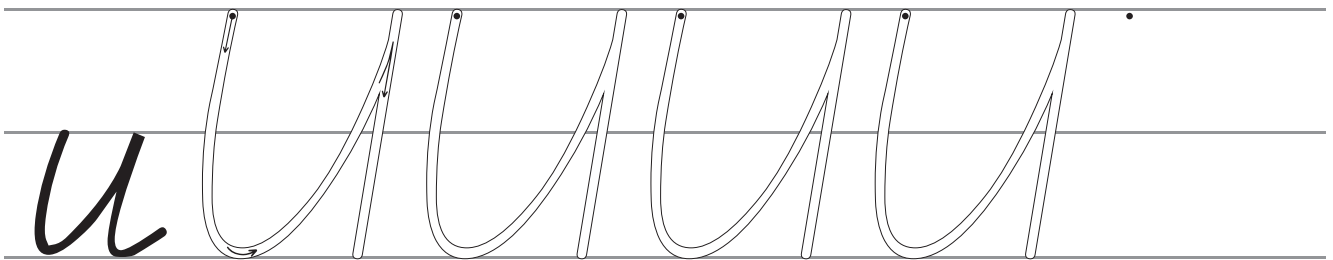
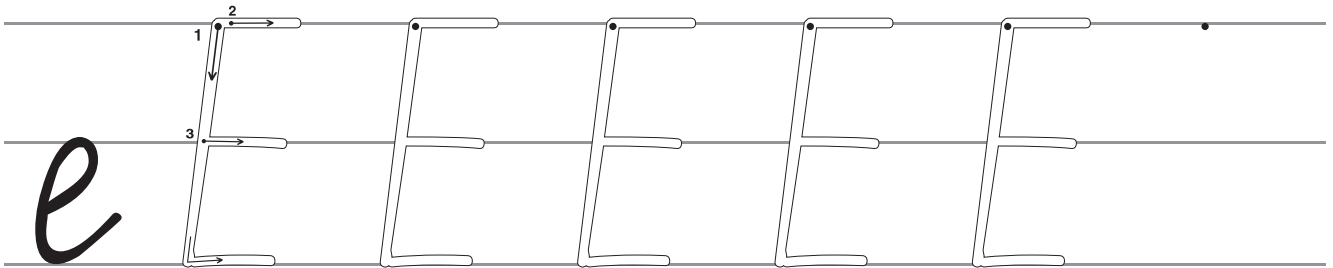
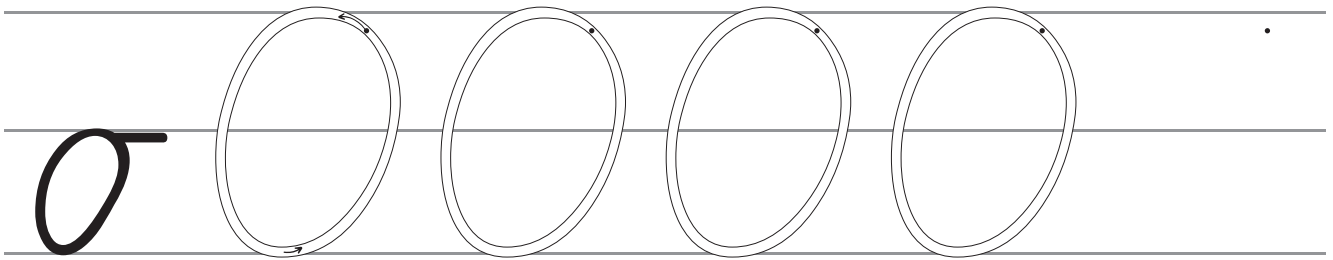
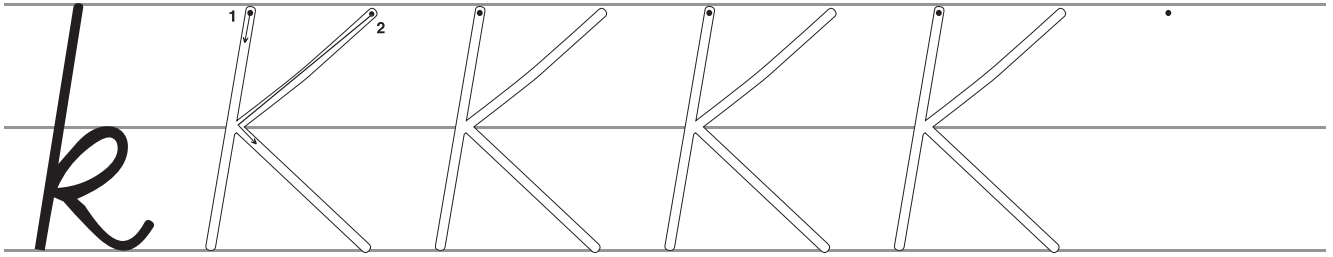
Handwriting practice row for the letter 'c'. It features a cursive 'c' followed by four outlined 'c's for tracing. Each outlined 'c' has a dot on the top line indicating the starting point.



Say the sound.



Write it.





Say the sound.



Write it.

m

d

g



Say the word and its sounds.



Write the missing letter to complete the word.




Blend the sounds to read the word.



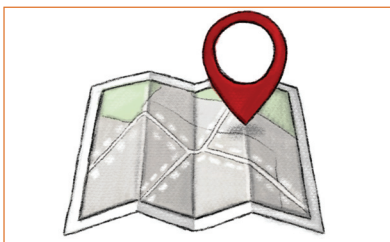
o p



m a




r u



a p



u m



o g



Say the sound.



Write it.

m

d

g



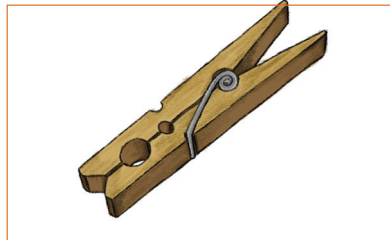
Say the word and its sounds.



Write the missing letter to complete the word.



Blend the sounds to read the word.



P a

p e

p i



u g

m u

i g





Say the sound.



Write it.

m

d

g




Say the word and its sounds.



Write the missing letter to complete the word.



Blend the sounds to read the word.




u m



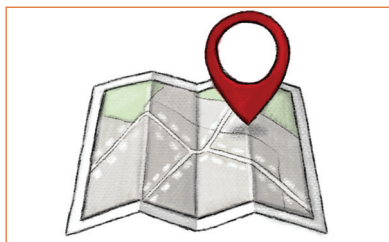
m a




o p



p i



a p



o g



Say the sound.



Write it.

r

c

k

ck



Say the word and its sounds.




Write the missing letters to complete the word.



Blend the sounds to read the word.



r o



a t



i ck



a t



a ck



a p



Say the sound.



Write it.

r

c

k

ck



Say the word and its sounds.



Write the missing letters to complete the word.



Blend the sounds to read the word.




o ck




s o




u p



u g



d u



i ss



Say the sound.



Write it.

r

c

k

ck



Say the word and its sounds.



Write the missing letters to complete the word.




Blend the sounds to read the word.




s o



i ck



a t



u g



a p



a t



Say the sound.



Write it.

o

e

u



Say the word and its sounds.




Write the missing letter to complete the word.



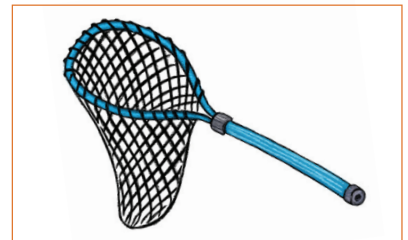
Blend the sounds to read the word.




d g



r g



n t



s n



r d



m p



Say the sound.



Write it.

o

e

u



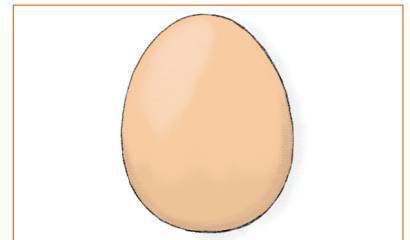

Say the word and its sounds.



Write the missing letter to complete the word.



Blend the sounds to read the word.



c

n

n

t

gg



r

ck

n

st

m

d



Say the sound.



Write it.

o

e

u




Say the word and its sounds.



Write the missing letter to complete the word.



Blend the sounds to read the word.



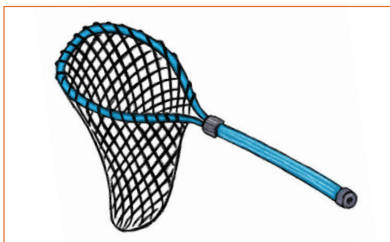
s n



r d



c p



n t



m p



d g



Say the sound.



Write it.

m

d

g

r

c




Say the word and its sounds.




Write the missing letters to complete the word.




Blend the sounds to read the word.



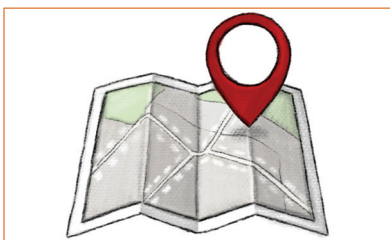
a



o



u



n



n



t





Say the sound.



Write it.

k

ck

o

e

u



Say the word and its sounds.



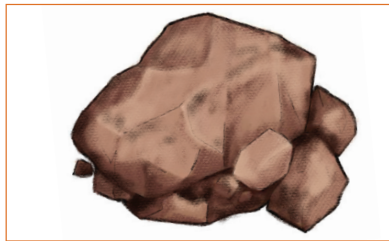
Write the missing letters to complete the word.



Blend the sounds to read the word.



i



r




d



d



n



s



Say the sound.



Write it.



d

c

m

r

g



Say the word and its sounds.



Write the missing letters to complete the word.





Blend the sounds to read the word.



u

u

r



a

r

g



Say the sound.



Write it.

e

o

u

k

ck



Say the word and its sounds.




Write the missing letters to complete the word.



Blend the sounds to read the word.



s




d



s



p



ss



n

st



Say the sound.



Write it.

e

d

g  
r

k




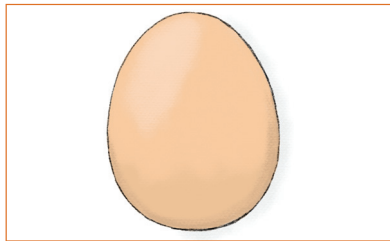
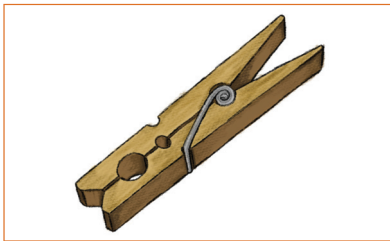
Say the word  
and its sounds.



Write the missing letters  
to complete the word.



Blend the sounds  
to read the word.





Say the sound.



Write it.

o

u

c

m

ck



Say the word and its sounds.



Write the missing letters to complete the word.



Blend the sounds to read the word.





m d g r ck ck o e u




Say the word and its sounds.



Write the missing letters to complete the word.



Blend the sounds to read the word.



r n

r s

t r



c a

E i

s t




Read the Sentence.



Draw the picture.

The pig is stuck in the mud.





m d g r ck ck o e u



Say the word and its sounds.



Write the missing letters to complete the word.



Blend the sounds to read the word.




an



pc s



n



sn



s s



s st n




Read the Sentence.



Draw the picture.

Eric's socks  
stink.





m d g r ck ck o e u




Say the word and its sounds.



Write the missing letters to complete the word.




Blend the sounds to read the word.



s t

t s

s r



a r

s i

d s




Read the Sentence.



Draw the picture.

Pat is stuck  
in the net.







m d g r c k c k o e u



Blend the sounds to read the words.



Write the missing letters to complete the words.



Read the completed sentence.



Gus is at the  
p \_ n \_ with his  
r \_ \_ net.



Dan can \_ ap  
in a \_ ap.



Nat gets Nan a  
r \_ g . Nat t \_ \_ s  
Nan in.



m d g r ck ck o e u



Blend the sounds  
to read the words.



Write the missing letters  
to complete the words.



Read the completed  
sentence.



Nat's m g  
has a s n  
on it.



The punk has a  
d ss and pink  
s ck.



Pam gets a n t  
and p ck it in  
her s ck.



m d g r ck ck o e u



Blend the sounds  
to read the words.



Write the missing letters  
to complete the words.



Read the completed  
sentence.



The n t rips  
and Pat is  
not s t    .



Nan gets Dan to  
s t and snack  
on the s n g.



A mess! Nan is  
a at Dom  
the d g.



Write your own sentence for the picture.



---

---



---

---



---

---



Write your own sentence for the picture.



---

---



---

---



---

---

## Words I can read

*gum*

*net*

*map*

*rat*

*sun*

*cat*

*rug*

*dog*

*map*

*rock*

*sack*

*kick*

*stick*

*pond*

*tugs*

*truck*

*pecks*

*pegs*

*ducks*

*ramp*

*crack*

*socks*

*snags*

*stinks*

Can identify the sounds these letters represent

m	g	d	c	r
e	ck	o	u	k
R	U	K	C	O
M	D	G	E	

Can read cvc words that include Level 2 sounds.

Can read ccvc / cvcc words that include Level 2 sounds.

Orally segments and then writes cvc, ccvc and cvcc words.

Can read simple sentences that have words containing Level 2 sounds.

Can write simple sentences and use Level 2 sounds accurately within words.

Comments: \_\_\_\_\_

\_\_\_\_\_

\_\_\_\_\_

\_\_\_\_\_

\_\_\_\_\_

Teacher: \_\_\_\_\_

## Workbook Answers

Page 3	= / m /	mouse,	mouth,	moon		
Page 4	= / d /	dinosaur,	dog,	donut		
Page 5	= / g /	girl,	garden,	glasses		
Page 6	= / r /	robot,	ribbon,	run		
Page 7	= / c /	car,	cat,	cake		
Page 8	= / k /	kiss,	kite,	king		
Page 9	= / ck /	duck,	tick,	rock		
Page 10	= / o /	octopus,	orange,	olive		
Page 11	= / e /	egg,	elephant,	envelope		
Page 12	= / u /	upset,	umbrella,	underneath		
Page 15	= mop,	mad,	rug,	map,	gum,	dog
Page 16	= Pam,	peg,	pig,	mug,	mud,	dig
Page 17	= gum,	mad,	mop,	pig,	map,	dog
Page 18	= rock,	cat,	kick,	rat,	sack,	cap
Page 19	= rock,	sock,	cup,	rug,	duck,	kiss
Page 20	= sock,	kick,	cat,	rug,	cap,	rat
Page 21	= dog,	rug,	net,	sun,	red,	mop
Page 22	= cup,	pot,	egg,	rock,	nest,	mud
Page 23	= sun,	red,	cup,	net,	mop,	dog
Page 24	= cat,	dog,	rug,	map,	mop,	rat
Page 25	= kick,	rock,	red,	mud,	mop,	sun
Page 26	= mud,	gum,	cup,	can,	rip,	rug
Page 27	= sack,	duck,	sock,	peg,	kiss,	nest
Page 28	= peg,	egg,	kiss,	rock,	dog,	dig
Page 29	= gum,	can,	mop,	rock,	sock,	mud
Page 30	= pond,	pecks,	truck,	crack,	Eric,	stuck
Page 31	= cans,	pegs,	nest,	snags,	socks,	stinks
Page 32	= stuck,	tugs,	stop,	ramp,	stick,	ducks
Page 33	= pond, red		rap, cap		rug, tucks	
Page 34	= mug, sun		dress, socks		net, packs	
Page 35	= net, stuck		sit, snags		mad, dog	




## Decodable Readers Australia

Decodable Readers Australia's workbooks align to our decodable reader sets, resources and interactive online library.



[www.decodablereadersaustralia.com.au](http://www.decodablereadersaustralia.com.au)